



Republika e Kosovës
Republika Kosova-Republic of Kosovo
Qeveria - Vlada - Government

Zyra e Kryeministrit -Ured Premijera -Office of the Prime Minister
Agjencia e Statistikave të Kosovës - Agencija za Statistike Kosova - Kosovo Agency of Statistics



Statistical Repertoire of Enterprises

November, 2024

Kosovo Agency of Statistics (KAS) has compiled the publication of "**Statistical Repertoire of Enterprises in Kosovo for the month of November 2024**", which contains statistical data on new registered businesses at the Kosovo Business Registration Agency (KBRA).

Statistical Business Register (SBR) is part of KAS which contains basic information for all businesses that exercise economic activity in the territory of the Republic of Kosovo and as such serves for statistics and analysis of demographics of the business, sampling design and for raising the country-level results for all surveys conducted with businesses. SBR also serves as an important source of information for calculating Gross Domestic Product.

SBR is constructed and is continuously updated based on two administrative data sources (KBRA and Tax Administration of Kosovo), as well as from regular statistical surveys conducted by KAS. Continuous demand for statistical data on enterprises are daily requirements from different users whether they are internal or external users of data from KAS, therefore based on these requirements we have compiled various tabular and graphical data.

We believe that this publication will serve as a useful reference base for all users of KAS statistical data and will serve as useful and relevant economic information for Kosovo.

Comments, remarks, suggestions and proposals regarding this publication are welcome and they can be sent to: infoask@rks-gov.net

Statistical Repertoire of Enterprises in Kosovo is a regular monthly publication.

Publication was prepared by:

Bekim Canolli - Acting Director of Department
Burim Limolli - Head of Sector
Guxim Neziri - Senior Database Administrator

December, 2024

Chief Executive Officer, KAS
Mr. Avni Kastrati

List of Abbreviations

KAS	-	Kosovo Agency of Statistics
SBR	-	Statistical Business Register
KBRA	-	Kosovo Business Registration Agency
TAK	-	Tax Administration of Kosovo
MTI	-	Ministry of Trade and Industry
GDP	-	Gross Domestic Product
KPA	-	Kosovo Privatization Agency
EC	-	European Commission
NEA	-	Nomenclature of Economic Activities
NACE Rev. 2	-	Nomenclature of Economic Activities – 2nd Version
SMSs	-	Small and medium-sized enterprises

Symbols

- No occurrence
- : Data not available

1 Characteristics of enterprises registered in November 2024

In November 2024, a total of 968 enterprises were registered.

In November 2024, compared to October 2024, we have a decrease of 13.8% of registered enterprises. While compared to the same month of the previous year, we have an increase of 4.7% of registered enterprises.

The most preferred economic activities during this month were: Wholesale and retail trade, repair of motor vehicles, motorcycles with 231 registered enterprises (23.9%), Construction with 122 registered enterprises (12.6%), Professional, scientific and technical activities with 108 registered enterprises (11.2%), Manufacturing with 98 registered enterprises (10.1%), Accommodation and food service activities with 71 registered enterprises (7.3%), etc.

In the “Micro Enterprise” category (1 to 9 employees) there are a total of 965 registered enterprises, in the “Small Enterprise” category (10 to 49 employees) there are a total of 3 registered enterprises, while in the “Medium Enterprise” and “Large Enterprise” categories we have no enterprises registered this month.

Regarding the geographical spread of registered enterprises at the regional level: Prishtina Region leads with 451 registered enterprises (46.6%), Prizren Region with 116 registered enterprises (12.0%), Ferizaj Region with 92 registered enterprises (9.5%), Mitrovica Region with 84 registered enterprises (8.7%), Gjilan Region with 77 registered enterprises (8.0%), Peja Region with 77 registered enterprises (8.0%), and Gjakova Region with 71 registered enterprises (7.3%).

2 Methodological explanations and definitions

Statistical Business Register (SBR) serves for statistical purposes and should clearly identify the units in order to:

- Enable obtaining the information about them via administrative sources.
- Enable the preparation of samplings; coordination of surveys and raising their results at the country level;
- Enable demographic analysis of enterprises and related entities.
- Provide input data for calculating Gross Domestic Product (GDP).

Statistical Business Register (SBR) - **Includes** all legal entities (enterprises) that exercise economic activity within the territory of Kosovo.

Does not include: Public administration, Non-profit Organizations and International Organizations.

Sources for updating the variables of SBR are:

- Administrative
 - o Information from the Kosovo Business Registration Agency
 - o Information from the Tax Administration of Kosovo
- Statistical
 - o Structural Business Survey
 - o Short-term Statistical Surveys
 - o Survey about Hotel Services
 - o Collection of Producer Prices
 - o Collection of Import Prices

Main variables in the SBR are grouped by:

- **Identification variables**
 - o Number of business registration (NBR), name, legal form, ownership, address, communication (phone, fax, email, etc.)
- **Stratified variables**
 - o Main economic activity (NACE Rev.2), size by employees
- **Demographic variables**
 - o Date of registration, date of termination/closure
- **Updated variables are**
 - o Status of activity (active or inactive)
 - o Economic activity of the enterprise
 - o Size by employees
 - o Address, and communication variables (telephone, fax, mobile, e-mail)

2.1. Definitions

Nomenclature of Economic Activities (NACE) is a four-digit level classification of economic activity exercised in different subjects.

This nomenclature is translation and adaptation of the European Classification of Economic Activities (NACE Rev. 2. in English).

The use of this nomenclature is mandatory since 1 September, 2014 by the institutions of the Republic of Kosovo and based on the regulation No. 11/2013 adopted by the Government of the Republic of Kosovo.

The structure of economic activities NACE Rev. 2 consists of 21 sections presented below labelled with letters from A to U.

A	Agriculture, forestry and fishing
B	Mining and quarrying
C	Manufacturing
D	Electricity, steam gas and air conditioning supply
E	Water supply, sewage, waste management and remediation activities
F	Construction
G	Wholesale and retail trade, repair of motor vehicles and motorcycles
H	Transportation and storage
I	Accommodation and food service activities
J	Information and communication
K	Financial and insurance activities
L	Real estate activities
M	Professional, scientific and technical activities
N	Administrative and support activities
O	Public administration and defense
P	Education
Q	Human health and social work activities
R	Arts, entertainment and recreation
S	Other services activities
T	Activities of households as employers
U	Activities of extraterritorial organizations and bodies

Classes of economic activities according to the new nomenclature **NACE Rev. 2** are total of 615 of them, which are encoded by four digit code ranging from 0111 to 9900.

2.2. Legal form of organization of business

Definitions applied to legal forms of enterprises under Regulation 2001/16 and Law No. 02/L123 on Business Organizations which are applied when registering in the KBRA, are as follows:

- 1. Individual business** - is the **only natural person** who performs economic activities for the purpose of profit and who is registered in the KBRA. In the individual business the owner has unlimited liability for all debts of the company. The company has an official name or includes the surname of the lawful owner
- 2. General partnership** - The general partnership, all partners jointly respond without restriction for partnership debts. A partnership has a label, which may include the name of one or more partners.
- 3. Limited partnership** - In limited partnerships, except "unlimited" partners (partners responsible jointly without limitation for the debts of the company) also participate "limited" partners or those responsible for the company's obligations to the limit of the value of their founding contributions / capital.
- 4. Limited liability enterprises** - Limited liability enterprises are those enterprises that are established by one or several founders, who answer only to the limit of the value of their contribution. Limited liability enterprise has a label, which may include the name of one or more partners.
- 5. Shareholders** – Shareholders are those whose capital is divided into shares and shareholders respond only to the limit of the value of their contribution. Shareholder enterprise (a joint stock enterprises) can be established by having one or more shareholders.
- 6. Foreign business organization** - A foreign company is a business and from the moment of registration is considered a branch in Kosovo that has no identity of legal person. After its registration it shall enjoy all the rights and obligations established under the applicable law.
- 7. Social enterprise** - Social enterprise means a legal person that most assets and capital are socially owned. These enterprises until the privatization are monitored and registered by the Kosovo Privatization Agency under the Law on Commercial Companies No.02/L-123.
- 8. Public enterprise** - Public enterprise is the enterprise which carries out activities of general interest which is established by the state. Public enterprise is monitored by the government and organized as a joint stock company in accordance with applicable law on Commercial Companies. All ownership interests in a public company will be represented by shares and these shares will be registered.
- 9. Agricultural cooperative** - Agricultural cooperative is a business organization created by natural or legal persons who must be farmers who contribute with their private property to the share of capital.
- 10. Enterprises under the jurisdiction of the KPA** - are ex-social owned enterprises which are now managed and supervised by the KPA (Kosovo Privatization Agency).

3. New and terminated enterprises by month

Tab. 1: Number of registered enterprises by month and sector of economic activity

Month	Total	Agriculture, forestry and fishing	Mining and quarrying	Manufacturing	Electricity, gas, steam and air conditioning supply	Water supply, sewage, waste management and remediation activities	Construction	Wholesale and retail trade, repair of motor vehicles and motorcycles	Transportation and storage	Accommodation and food service activities	Information and communication	Financial and insurance activities	Real estate activities	Professional, scientific and technical activities	Administrative and support service activities	Public administration and protection: compulsory social protection	Education	Human health and social work activities	Arts, entertainment and recreation	Other service activities
		A	B	C	D	E	F	G	H	I	J	K	L	M	N	O	P	Q	R	S
2023 January	876	27	1	112	16	2	93	220	28	62	54	5	8	91	50	1	14	22	20	50
2023 February	1043	117	1	114	9	2	102	228	27	103	61	7	12	105	53	-	10	33	14	45
2023 March	1166	39	2	130	14	4	128	311	25	107	56	12	17	112	65	1	20	23	27	73
2023 April	725	30	1	75	5	2	83	207	14	68	32	10	17	60	53	-	8	12	12	36
2023 May	1024	22	3	99	13	1	105	247	21	98	61	13	25	115	76	1	16	31	24	53
2023 June	909	30	2	111	7	4	96	210	25	92	45	10	12	87	82	1	2	21	15	57
2023 July	996	31	2	84	7	4	90	222	23	111	67	8	12	95	77	-	17	31	35	80
2023 August	939	17	3	93	7	6	85	187	18	85	64	8	20	120	61	1	13	24	27	100
2023 September	910	18	1	95	6	3	100	203	20	92	47	3	17	118	49	2	14	23	10	89
2023 October	1090	18	4	85	7	4	109	262	28	118	87	11	14	120	83	3	17	38	11	71
2023 November	924	30	3	93	8	3	91	241	19	66	59	9	24	94	75	3	10	26	12	58
2023 December	807	16	2	75	7	3	83	213	29	61	54	5	17	93	61	3	16	17	15	37
2023 Total	11 409	395	25	1 166	106	38	1 165	2 751	277	1 063	687	101	195	1 210	785	16	157	301	222	749
2024 January	998	15	1	109	-	2	132	273	30	73	76	11	16	116	64	-	13	26	9	32
2024 February	1029	19	4	114	8	4	102	276	41	85	61	11	17	113	72	1	7	25	23	46
2024 March	1222	119	3	139	10	4	130	300	48	88	77	11	10	104	57	4	8	30	29	51
2024 April	1081	43	-	151	7	3	128	268	36	78	60	8	12	103	76	-	13	20	19	56
2024 May	930	27	1	98	7	5	118	247	24	83	43	5	8	73	80	-	9	33	9	60
2024 June	804	32	1	97	5	3	83	207	21	70	51	5	9	67	46	3	4	14	32	54
2024 July	1047	66	3	116	4	3	91	235	33	101	64	8	11	99	58	2	10	24	42	77
2024 August	910	22	2	132	5	3	96	187	21	70	58	8	16	116	61	1	17	22	19	54
2024 September	996	38	-	105	12	3	120	234	27	84	58	4	16	98	75	1	12	33	11	65
2024 October	1123	37	2	108	6	2	111	270	35	137	67	10	27	96	73	1	16	29	29	67
2024 November	968	27	3	98	7	5	122	231	32	71	55	11	18	108	66	-	10	27	25	52

Fig. 1: Number of registered and terminated enterprises by month

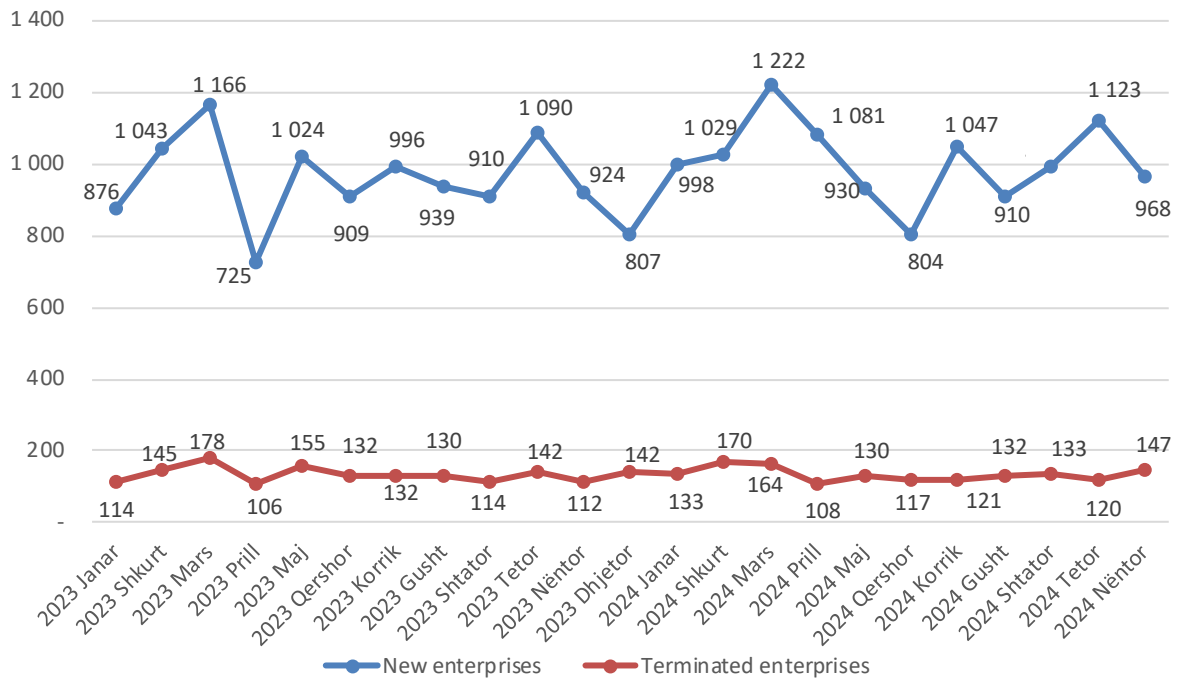
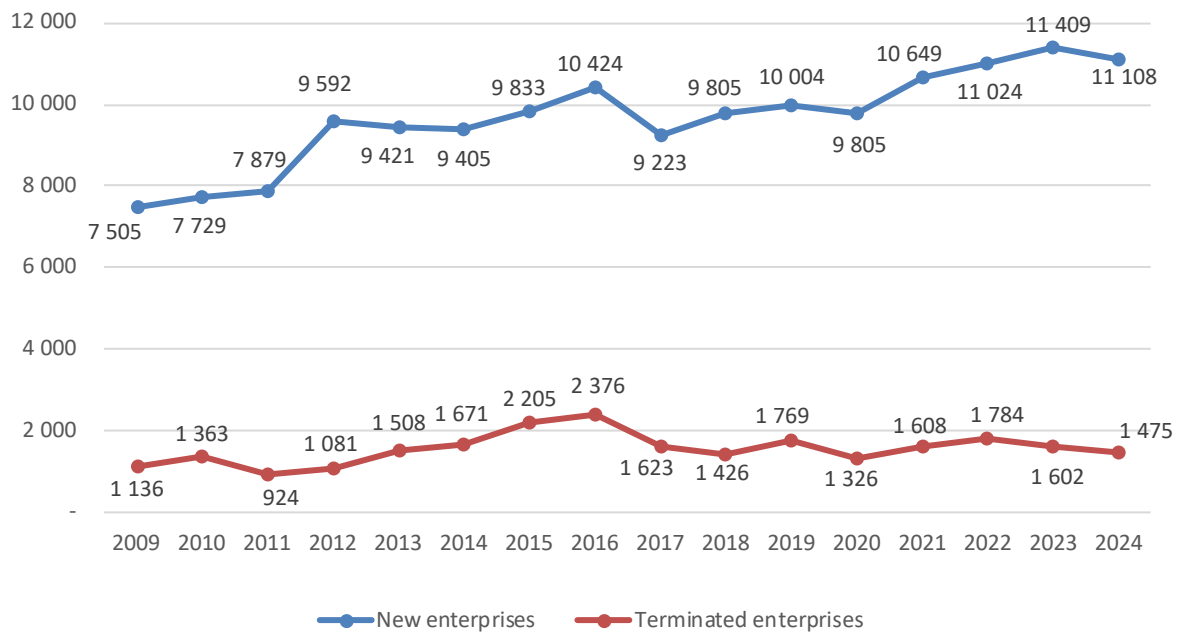


Fig. 2: Number of registered and terminated enterprises by year

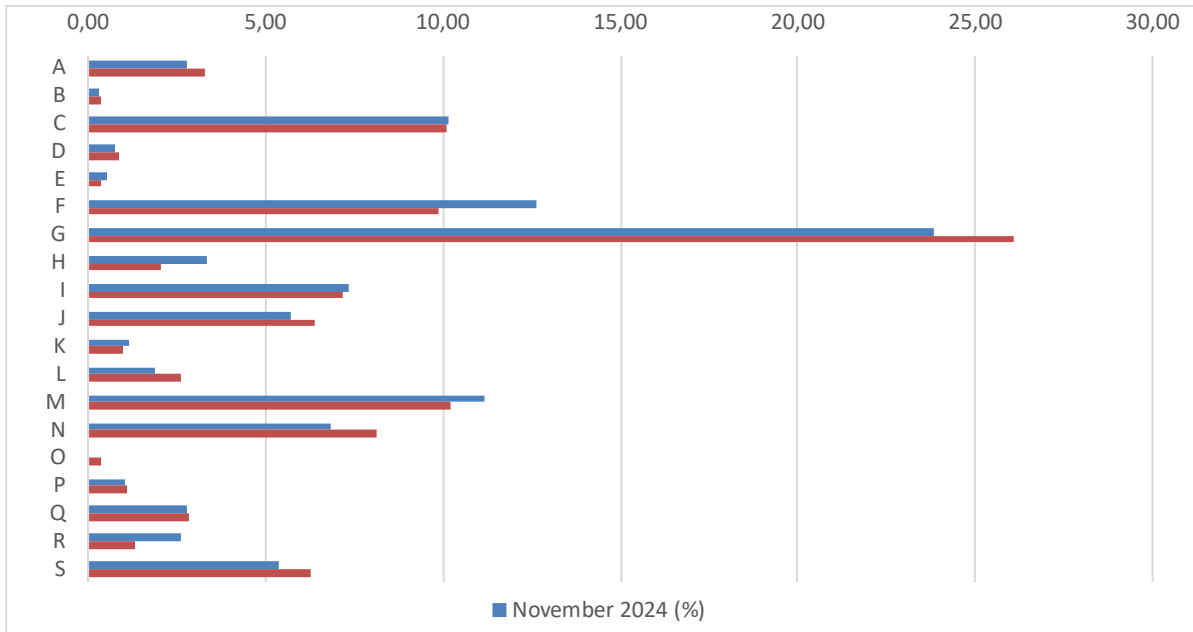


4. Enterprises by economic sector, legal form of organization and the category of number of employees

Table 2. Number of registered enterprises by sector of economic activity, type and category of the number of employees in November 2024

Sector of economic activity	Total	Category of number of employees									
		individual businesses					non-individual businesses				
		Total	0-9	10-49	50-249	250+	Total	0-9	10-49	50-249	250+
Total	968	241	241	-	-	-	727	724	3	-	-
A Agriculture, forestry and fishing	27	20	20	-	-	-	7	7	-	-	-
B Mining and quarrying	3	-	-	-	-	-	3	3	-	-	-
C Manufacturing	98	29	29	-	-	-	69	68	1	-	-
D Electricity, gas, steam and air conditioning supply	7	-	-	-	-	-	7	7	-	-	-
E Water supply, sewage, waste management and remediation activities	5	1	1	-	-	-	4	4	-	-	-
F Construction	122	22	22	-	-	-	100	100	-	-	-
G Wholesale and retail trade, repair of motor vehicles and motorcycles	231	41	41	-	-	-	190	190	-	-	-
H Transport and storage	32	10	10	-	-	-	22	22	-	-	-
I Accommodation and food service activities	71	16	16	-	-	-	55	55	-	-	-
J Information and communication	55	12	12	-	-	-	43	43	-	-	-
K Financial and insurance activities	11	3	3	-	-	-	8	8	-	-	-
L Real estate activities	18	5	5	-	-	-	13	13	-	-	-
M Professional, scientific and technical activities	108	17	17	-	-	-	91	90	1	-	-
N Administrative and support service activities	66	22	22	-	-	-	44	44	-	-	-
O Public administration and defense	-	-	-	-	-	-	-	-	-	-	-
P Education	10	3	3	-	-	-	7	7	-	-	-
Q Human health and social work activities	27	8	8	-	-	-	19	18	1	-	-
R Arts, entertainment and recreation	25	11	11	-	-	-	14	14	-	-	-
S Other service activities	52	21	21	-	-	-	31	31	-	-	-

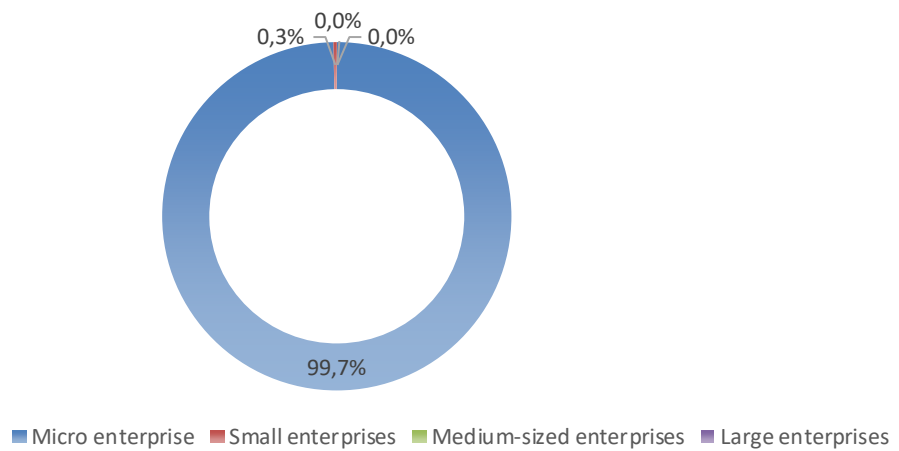
Fig. 3: Registered enterprises by economic section in November 2024, compared to the previous year



Tab 3. Number of enterprises by size in November 2024

Classification	Number of employees	Number of Businesses	%
Micro enterprise	1 - 9	965	99,7%
Small enterprises	10 - 49	3	0,3%
Medium-sized enterprises	50 - 249	-	0,0%
Large enterprises	250 +	-	0,0%
Total		968	100%

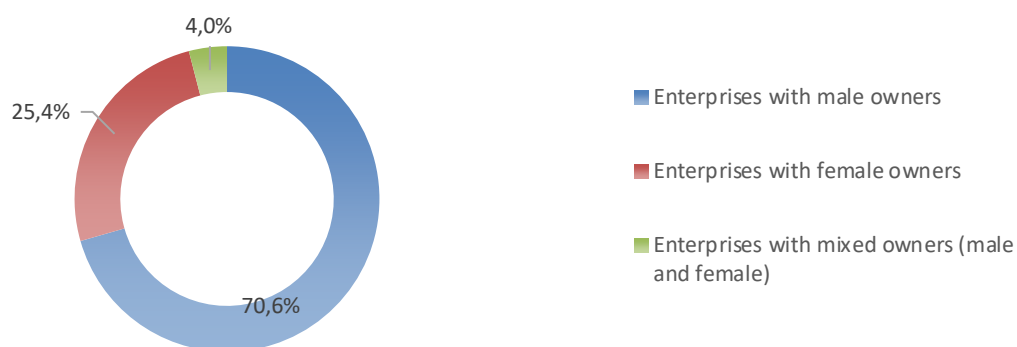
Fig. 4: Structure of enterprises by size in November 2024



Tab. 4: Structure of enterprises by gender of the owner in November 2024

Structure of registered enterprises according to gender of the owners						
Total	Enterprises with male owners		Enterprises with female owners		Enterprises with mixed owners (male and female)	
968	683	70,6%	246	25,4%	39	4,0%

Fig. 5: Presentation of enterprises by gender of the owner in November 2024

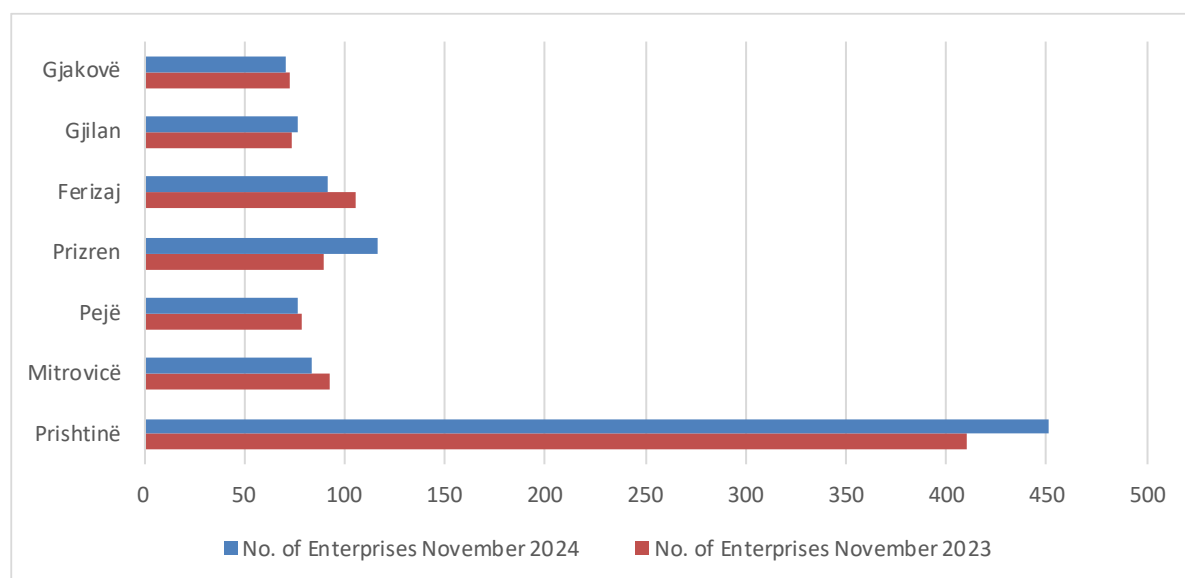


5 Number of registered enterprises by region

Tab. 5: Number of registered enterprises by regions and sector of economic activity in November 2024

Region	Code and name	Total	Sector of economic activity																		
			A	B	C	D	E	F	G	H	I	J	K	L	M	N	O	P	Q	R	S
		968	27	3	98	7	5	122	231	32	71	55	11	18	108	66	-	10	27	25	52
RKS 001	Prishtinë	451	7	1	33	6	1	44	111	16	37	35	6	12	63	26	-	8	11	8	26
RKS 002	Mitrovicë	84	8	1	14	-	1	8	17	2	6	3	2	-	7	8	-	-	2	3	2
RKS 003	Pejë	77	6	-	2	-	1	11	19	3	6	4	2	2	8	5	-	-	4	-	4
RKS 004	Prizren	116	2	-	18	-	1	22	30	4	10	3	-	2	6	4	-	-	6	2	6
RKS 005	Ferizaj	92	2	-	10	-	-	11	22	4	6	4	-	1	13	6	-	-	2	7	4
RKS 006	Gjilan	77	-	-	11	1	-	14	17	1	4	3	1	1	6	10	-	1	-	2	5
RKS 007	Gjakovë	71	2	1	10	-	1	12	15	2	2	3	-	-	5	7	-	1	2	3	5

Fig. 6: Structure of registered enterprises by region in November 2024

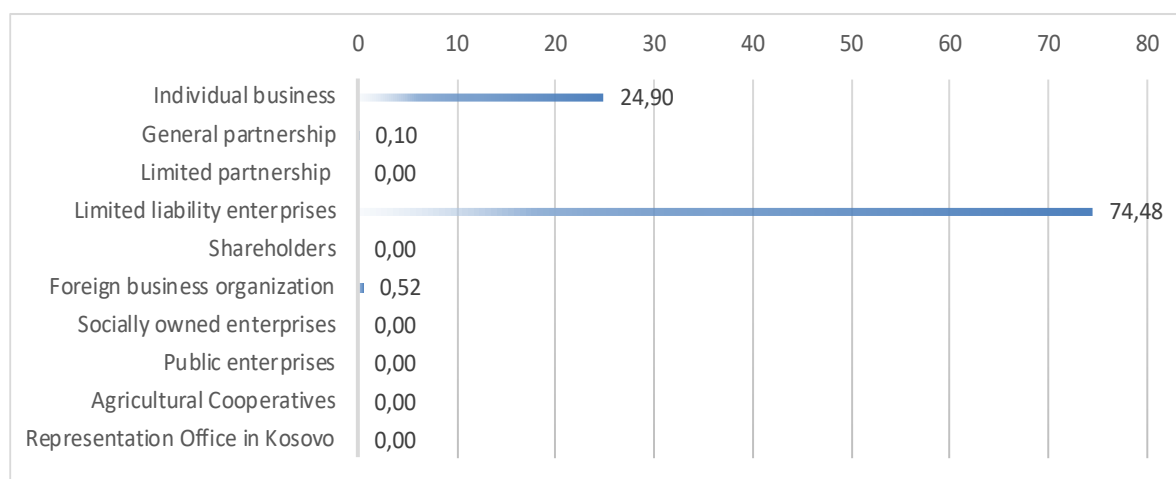


5. Registered enterprises by legal form

Tab. 6: Number of registered enterprises by sector of economic activity and legal form of organization in November 2024

Sector of economic activity	LEGAL FORM OF ORGANIZATION										
	Total	Individual business	General partnership	Limited partnership	Limited liability enterprises	Shareholders	Foreign business organization	Socially owned enterprises	Public enterprises	Agricultural Cooperatives	Representation Office in Kosovo
Total	968	241	1	-	721	-	5	-	-	-	-
A Agriculture, forestry and fishing	27	20	-	-	7	-	-	-	-	-	-
B Mining and quarrying	3	-	-	-	3	-	-	-	-	-	-
C Manufacturing	98	29	-	-	68	-	1	-	-	-	-
D Electricity, gas, steam and air conditioning supply	7	-	-	-	6	-	1	-	-	-	-
E Water supply, sewage, waste management and remediation activities	5	1	-	-	4	-	-	-	-	-	-
F Construction	122	22	-	-	100	-	-	-	-	-	-
G Wholesale and retail trade, repair of motor vehicles and motorcycles	231	41	-	-	190	-	-	-	-	-	-
H Transport and storage	32	10	-	-	22	-	-	-	-	-	-
I Accommodation and food service activities	71	16	1	-	54	-	-	-	-	-	-
J Information and communication	55	12	-	-	43	-	-	-	-	-	-
K Financial and insurance activities	11	3	-	-	8	-	-	-	-	-	-
L Real estate activities	18	5	-	-	13	-	-	-	-	-	-
M Professional, scientific and technical activities	108	17	-	-	89	-	2	-	-	-	-
N Administrative and support service activities	66	22	-	-	43	-	1	-	-	-	-
O Public administration and defense	-	-	-	-	-	-	-	-	-	-	-
P Education	10	3	-	-	7	-	-	-	-	-	-
Q Human health and social work activities	27	8	-	-	19	-	-	-	-	-	-
R Arts, entertainment and recreation	25	11	-	-	14	-	-	-	-	-	-
S Aktivitete të shërbimeve tjera	52	21	-	-	31	-	-	-	-	-	-

Fig. 7: Registered enterprises by legal form of organization in November 2024



- **Address: KOSOVO AGENCY OF STATISTICS,**
Str. "Zenel Salihu", no. 4, 10000 Prishtina
- **Telephone:** +383 (0) 38 200 31 129
Chief Executive: +383 (0) 38 200 31 112
- **Fax:** +383 (0) 38 235 033
- **E-mail:** infoask@rks-gov.net
- **Webpage:** <http://ask.rks-gov.net>
- © : Kosovo Agency of Statistics,
- Reuse is authorized provided the source is acknowledged.