



Republika e Kosovës
Republika Kosova-Republic of Kosovo
Qeveria - Vlada - Government
Zyra e Kryeministrit –Ured Premijera –Office of the Prime Minister
Agjencia e Statistikave të Kosovës - Agencija za Statistike Kosova - Kosovo Agency of Statistics

Series 5: Social Statistics

Health Statistics 2017





Republika e Kosovës
Republika Kosova-Republic of Kosovo
Qeveria - Vlada - Government
Zyra e Kryeministrit –Ured Premijera –Office of the Prime Minister
Agjencia e Statistikave të Kosovës - Agencija za Statistike Kosova - Kosovo Agency of Statistics

Series 5: Social Statistics

Health Statistics 2017



AGJENCIA E STATISTIKAVE TË KOSOVËS
AGENCIJA ZA STATISTIKE KOSOVA
KOSOVO AGENCY OF STATISTICS

Publisher: - Kosovo Agency of Statistics (KAS)

Publication date: November, 2018

© - Kosovo Agency of Statistics

Reproduction is authorized when source is indicated only

More information is available on Internet

<http://ask.rks-gov.net>

F o r e w o r d

Health Statistics publication provides information on health in the public sector and some data for the private sector. The data source is the Ministry of Health (MoH), the National Institute of Health (NIH) and the Association of Private Institutions in Kosovo.

This publication contains the following data:

- Number of health institutions, the total number of employees in health by educational qualification and gender,
- Primary Health Care (PHC) by department and municipality,
- Activities of regional hospitals,
- Volume indicators of quality in regional hospitals,
- Activities of the University Clinical Centre of Kosovo (UCCK),
- Basic indicators of hospitalization,
- Pre-clinical services,
- Malignant diseases, their number by age group, etc.
- Oncology services provided and the number of people affected with malignant diseases,
- TB patients,
- Infectious diseases,
- Health budget,
- Health Insurance in Kosovo,
- Number of licensed private health institutions, and
- Activity of private hospitals.

This publication will serve as useful information in the field of health in Kosovo.

Avni Kastrati - Director of the Department of Social Statistics

This publication was prepared by:

Naime Rexhepi – Head of the Division of Social Statistics

Luljeta Selimi – Senior Officer for Health Statistics

Ahmet Cakolli – Design Officer

We invite all users of this publication to provide comments, remarks and suggestions at this address: social@ks-gov.net

Prishtina, November 2018

Chief Executive Officer, KAS
Isa Krasniqi

HEALTH STATISTICS

Data description: Data on the number of employees in health institutions by gender, age, qualifications and nationality. Data on morbidity in UCCK, the number of visits to the PHC, the number of hospitalizations in Kosovo hospitals, number of operations, number of births, medications and illnesses. Primary Health Care Indicators at PHCs by departments and municipalities, Regional Hospital activities and University Clinical Center of Kosovo (UCCK), quality volume indicators in regional hospitals.

Geographical comparability: At country and regional level.

Data sources: Health institutions, Ministry of Health, National Institute of Public Health. Central Bank of Kosovo, Ministry of KSF and Corporations.

Coverage: Serial data is available from 2004 on an annual basis.

Frequency of data collection: Annual.

List of Abbreviations and symbols

KAS	-	Kosovo Agency of Statistics
MoH	-	Ministry of Health
UCHSK	-	University Clinical Hospital Service of Kosovo
FMC	-	Family Medicine Center
UCCK	-	University Clinical Center of Kosovo
UCDC	-	University Clinical Dental Center
CHA	-	County Health Authority
NIPH	-	National Institute of Public Health
RPHI	-	Regional Public Health Institute
MHC	-	Mental Health Center
CFDFM	-	Center for the Development of Family Medicine
PHC	-	Primary Health Care
-	-	Data not available
BD	-	Board of Directors
MF	-	Ministry of Finance
AFSH	-	Health Financing Agency
NCPS	-	National Center for Sports Medicine
NBTC	-	National Blood Transfusion Center
NTC	-	National Telemedicine Center
GH	-	General Hospital
MHCHCI	-	Mental Health Centers with Homes for Community Integration
CIRCPS	-	Center for Integration and Rehabilitation of Chronic Psychiatric Sickness
KSF	-	Kosovo Security Force
CPh	-	Central Pharmacy

List of contents

	Page
HEALTH STATISTICS	2
HEALTH EMPLOYEES IN KOSOVO	7
Tab. 1. Employees in public health institutions by gender	8
Tab. 2. Employees in health institutions by professional training	10
Tab. 3. Employees in health sector in the years 2016/2017	12
NUMBER OF EMPLOYEES IN FAMILY MEDICINE CENTERS IN KOSOVO	13
Tab. 4. Employees in Family Medicine Centres by occupation	14
Tab. 5. Visits to Family Medicine Centres	15
Tab. 6. Total number of visits and services provided by the Family Medicine Centers	16
GENERAL HOSPITALS	17
Tab. 7. Total number of employees in general hospitals	18
Tab. 8. Activity of general hospitals	19
Tab. 9. Number of operated patients in general hospitals in the years 2016/2017	20
PRECLINICAL INSTITUTES	21
Tab. 10. Preclinical institutes	22
Tab. 11. Morgue and the Institute of Forensic Psychiatry	23
Tab. 12. Outpatient visits in the University Clinical Centre of Kosovo	24
Tab. 13. Outpatient visits to general hospitals in Kosovo	25
UCCCK CLINICS	27
Tab. 14. Employees at clinics of University Clinical Centre by occupation	28
Tab. 15. Basic activities of UCCCK hospital treatment	29
Tab. 16. Total number of UCCCK services during 2016-2017	30
Tab. 17. University Dental Clinic Centre of Kosovo	31
Tab. 18. Number of radiological services provided in Kosovo General Hospitals	32
Tab. 19. Number of visits to the Department of Cardiology and Nephrology in UCCCK	33
Tab. 20. Services from the Professional Mental Health Centers	34
Tab. 21. Number of new cases of patients with malignant and benign diseases	35
Tab. 22. Number of new cases of malignant and benign diseases by age group	36

Tab. 23 Number of cases treated with malignant and benign diseases by diagnosis groups	37
Tab. 24. New cases of malignant diseases in the municipalities in Kosovo	38
Tab. 25. Cases identified with malignant diseases reported by health institutions	39
Tab. 26. Number of persons treated with malignant diseases in 2012-2017	40
Tab.27. Laboratory services	41
Tab. 28. Number of dialysis performed at UCCK and Kosovo general hospitals.....	42
Tab. 29. Number of births in general hospitals and UCCK Gynecology Clinic	43
Tab. 30. Number of births in general hospitals and UCCK Gynecology Clinic by year	44
Tab. 31. Number of patients with TB in Kosovo in 2017	45
Tab. 32. Cases of contagious diseases in Kosovo by municipality	46
Tab.33 Type of contagious diseases and their symptoms in Kosovo in 2016 and 2017	47
Tab. 34. Sexually Transmitted Diseases in Kosovo	48
Tab. 35. HIV / AIDS progress in Kosovo during 1986 - 2017	49
Tab. 36 Rate of inclusion with regular vaccines in Kosovo in 2017	50
Tab. 37. Cases of deaths from contagious diseases	51

HEALTH BUDGET 53

Tab. 38. Budget execution in UCHSK, 2014 - 2017	54
Tab. 39. Budget of the Ministry of Health (from the Central level)	55
Tab. 40. Licensed private hospitals and activity of private hospitals	56
Tab. 41. Number of licensed polyclinics and ambulances in Kosovo	57
Tab. 42. Gross Premium written by insurance	59

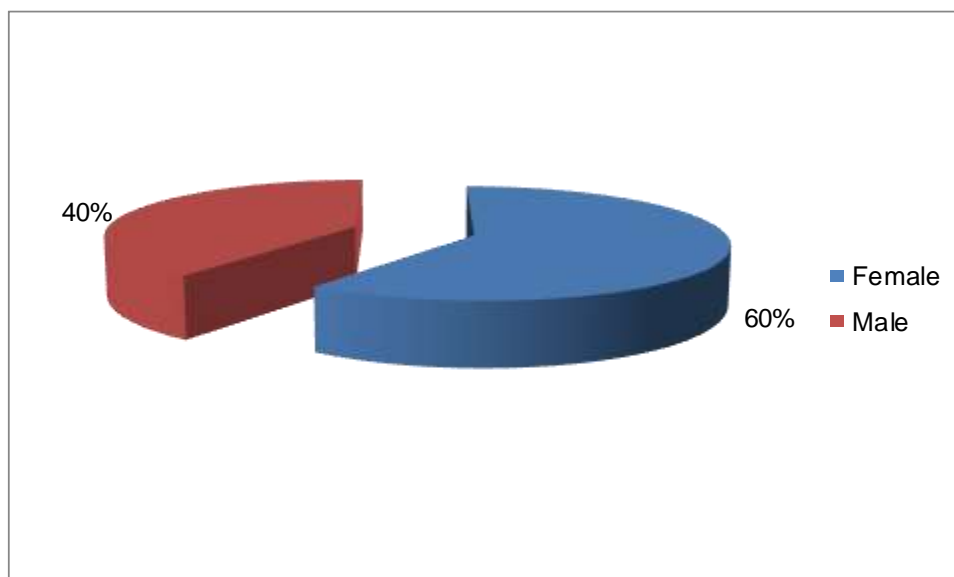
HEALTH EMPLOYEES IN KOSOVO

Tab. 1. Employees in public health institutions by gender

Health institutions	Number of employees	Female	Male
Clinical Hospital and University Service of Kosovo	6.733	4.350	2383
Family Medicine Centers in Kosovo	5.467	3.048	2.419
MoH with departments	1158	654	504
Public health program	386	166	220
Mental health services	248	147	107
Regulation of the pharmaceutical market	69	40	29
Total	14.061	8.405	5.662

The number of employees in public institutions was 14.061, out of which 8.405 females and 5662 males.

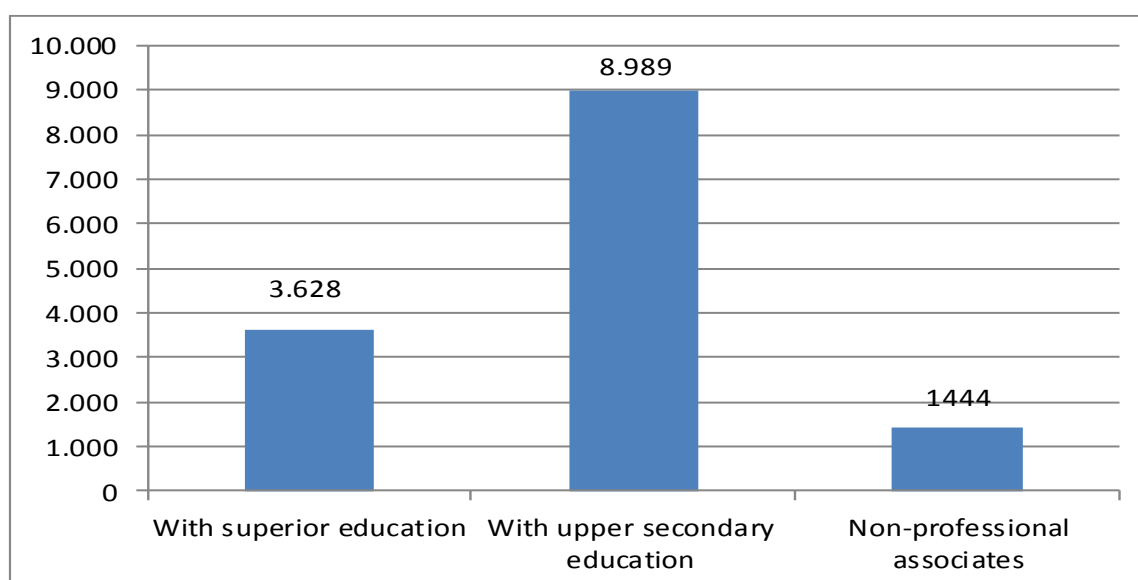
Graph. 1. Employees in health institutions by gender



Tab. 2. Employees in health institutions by professional training

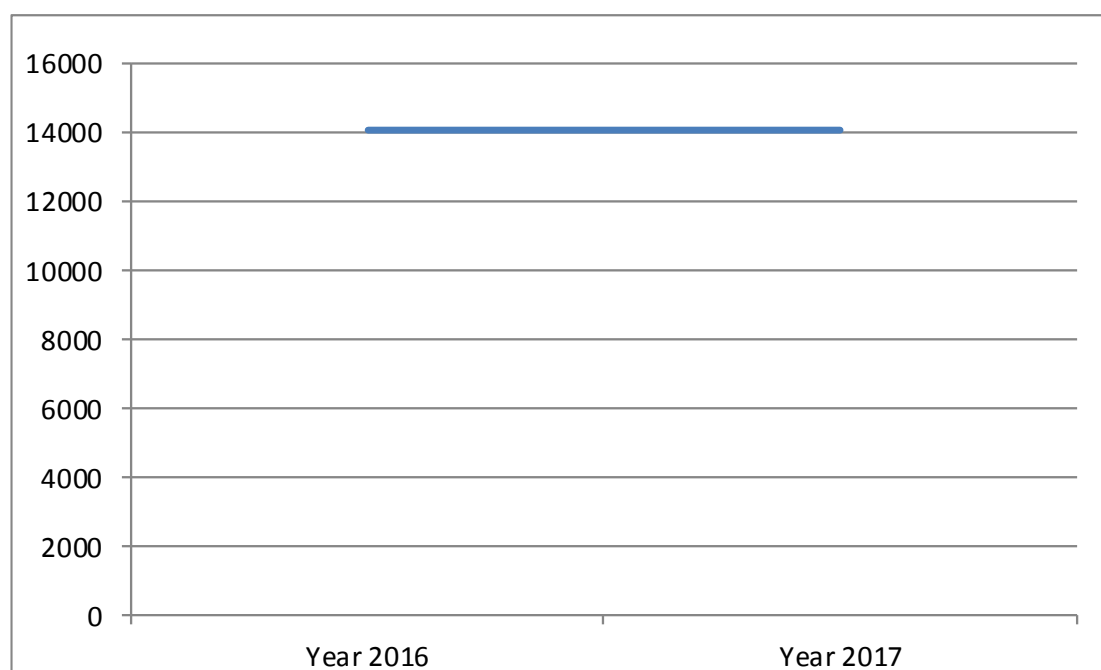
Health Institutions	Total	Level of education		Non-medical staff
		Superior (specialist)	Upper secondary education (nursing)	
Clinical Hospital and University Service of Kosovo	6.733	1.413	4.271	1049
Family Medicine Centers in Kosovo	5.467	1.677	3.668	122
MoH with departments	1158	299	801	58
Public health program	386	126	69	191
Mental health services	248	89	138	21
Regulation of the pharmaceutical market	69	24	42	3
Total	14.061	3.628	8.989	1444

Graph. 2. Employees in health institutions by professional training



Tab. 3. Employees in health sector in the years 2016/2017

Total in 2016	Total in 2017
14.048	14.061

Graph.3. Employees in health sector in the years 2016/2017

**NUMBER OF EMPLOYEES IN FAMILY MEDICINE CENTERS
IN KOSOVO**

Tab. 4. Employees in Family Medicine Centres by occupation

Municipality	Total	Physicians	Dentists	Nurses	Pharmacists	Health associates	Non-medical workers
Deçan	120	26	4	76	-	-	14
Gjakovë	353	73	52	207	-	1	20
Glogovac	184	27	3	108	-	-	46
Gjilan	283	55	16	162	1	5	44
Dragash	103	19	6	53	-	1	24
Istog	122	22	6	53	-	13	28
Kaçanik	103	21	2	63	-	-	17
Klinë	135	31	2	84	-	-	18
Fushë Kosovë	103	23	5	47	-	4	24
Kamenicë	144	19	2	86	-	-	37
Mitrovicë	285	39	15	160	-	11	60
Leposaviq	-	-	-	-	-	-	-
Lipjan	219	38	6	125	-	2	48
Novobërdë	18	3	1	8	-	-	6
Obiliq	79	21	4	54	-	-	-
Rahovec	129	21	6	73	-	-	29
Pejë	349	72	25	200	-	1	51
Podujevë	241	49	3	126	-	3	60
Prishtinë	752	196	45	430	-	4	77
Prizren	474	92	39	270	-	5	68
Skenderaj	173	32	1	106	-	-	34
Shtime	73	17	2	50	-	-	12
Shtërpçë	-	-	-	-	-	-	-
Suharekë	145	24	10	80	-	1	30
Ferizaj	310	57	18	185	-	5	45
Viti	134	27	2	86	-	-	19
Vushtrri	203	32	7	134	1	3	26
Zubin Potok	-	-	-	-	-	-	-
Zveçan	-	-	-	-	-	-	-
Malishevë	121	22	2	78	-	-	19
Junik	23	4	2	14	-	-	3
Mamushë	17	4	1	10	-	-	2
Graçanicë	-	-	-	-	-	-	-
Hani i Elezit	32	7	1	21	-	-	3
Ranillug	17	3	2	10	-	-	2
Partesh	11	4	1	5	-	-	1
Klllokot	12	4	1	6	-	-	1
Northern Mitrovica	-	-	-	-	-	-	-
Total	5.467	1.084	292	3.170	2	59	868

There are 5,467 health workers in the Family Medicine Centers in Kosovo. Most of them are employed in the municipality of Prishtina with 752 employees, the least are in the municipality of Partesh with only 11 health workers.

Tab. 5. Visits to Family Medicine Centres

FMC	Family medicine	Interventions, services	Laboratory	Other dental services
Deçan	38.939	80.675	9.540	5.566
Dragashi	35.858	8.708	10644	5.809
Glllogovc	69.314	211.980	4254	13.117
Ferizaji	229.531	382.986	71.271	24.559
Fushë Kosovë	153.564	85.741	41.419	27.987
Gjakova	118.637	150.017	3.368	25.953
Gjilani	168.249	274.568	25.774	23.740
Hani I Elezit	31.695	4.000	2.024	216
Istogu	35.525	262.041	36.868	4.840
Juniku	14.055	15.194	1.423	2.380
Kaçaniku	74.242	151.980	6.878	2.005
Kamenica	69.942	90.426	78.599	4.457
Klina	56.211	82.447	9.905	3.424
Lipjani	53.941	38.512	21.194	9.513
Malisheva	67.377	91.679	19.230	7.749
Mamusha	2.783	9.806	411	264
Mitrovica	154.408	127.233	23.497	25.117
Novoberda	3.625	1.175	507	570
Obiliqi	2.117	3.457	421	516
Peja	113.068	202.706	14.937	7.492
Podujeva	46.287	270.140	36.207	26.742
Prishtina	1.007.656	649.590	727.035	113.812
Prizreni	261.711	158.569	36.137	36.009
Rahoveci	145.737	107.270	3.318	10.868
Shtime	59.436	21.297	66.753	3.399
Skenderaj	93.795	122.774	209.758	2.353
Suhareka	76.648	92.527	12.129	6.711
Viti	86.240	102.677	11.228	3.119
Vushtrri	137.884	46.531	14.497	9.082
Total	3.408.475	3.846.706	1.499.226	407.369

Tab. 6. Total number of visits and services provided by the Family Medicine Centers

Visits and services	Total	Percentage (%)
Visits to FMC	3.408.475	16,72
Other specialist visits	7.673.601	37,64
Services (intervention, inhalation)	3.846.706	18,87
Laboratory services	1.499.226	7,35
Dental services	407.369	18,87
Radiological services	112.409	0,55
Total	20.387.123	100

The total number of visits in the Family Medicine Centres was 20.387.123 visits.

GENERAL HOSPITALS

Tab. 7. Total number of employees in general hospitals

Hospitals	Total number of employees	Doctors			Total	Nurses			Total	Health associates and other			Total
		General practice	In specialization	Specialist		Upper	Midd	Lower		Psychologist	Social worker	Other	
Ferizaj	329	8	13	38	59	53	125	40	218	12	17	23	52
Gjakovë	459	9	21	47	77	39	234	42	315	18	17	32	67
Gjilan	531	5	21	118	144	39	235	53	327	16	17	27	60
Mitrovicë	430	6	19	41	66	48	220	36	303	12	16	33	61
Pejë	513	5	18	99	122	45	228	58	331	17	14	29	60
Prizren	579	9	18	137	164	45	258	33	336	19	19	41	79
Vushtrri	328	4	24	23	51	42	147	32	221	18	17	21	56
Total	3.169	46	134	503	683	311	1.447	294	2.051	112	117	206	435

Number of employees in general hospitals was 3.169. The largest number of employees was in general hospital of Prizren with a total of 579.

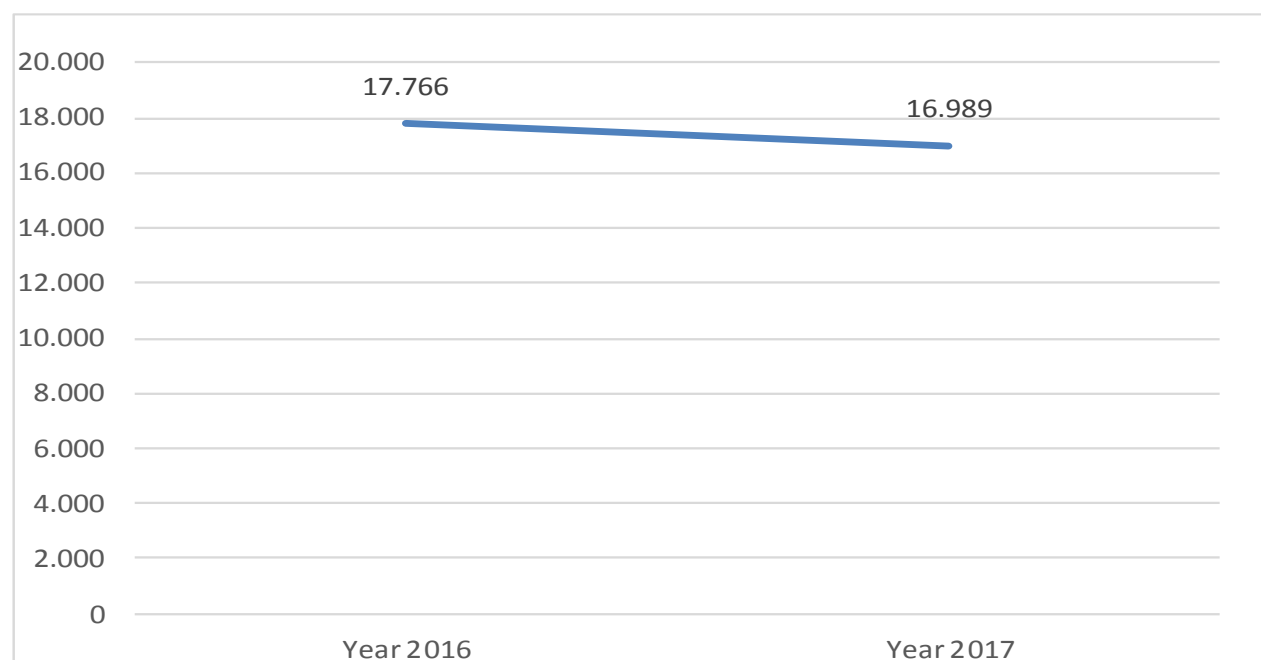
Tab. 8. Activity of general hospitals

Municipality	Beds	Hospitalization days	Number of hospitalized	Operated	Laboratory services	Other services / diagnostic	Capacity utilization
Vushtrri	57	16.526	4.111	1.591	37.140	15.213	79,43%
Gjakovë	426	74.240	15.771	2.310	101.356	24.281	47,75%
Mitrovicë	158	29.768	8.591	1.764	51.948	38.560	51,62%
Ferizaj	79	12.429	3.309	1.258	65.771	51.959	43,10%
Gjilan	374	63.794	14.651	1.679	172.915	41.405	46,73%
Prizren	509	107.389	23.868	5.333	662.634	179.428	57,80%
Pejë	397	81.171	15.538	3.054	372.461	85.203	56,02%
Total	2.000	385.317	85.839	16.989	1.464.225	436.049	52,78%

In 7 General Hospitals there were 385,317 days of recovery (hospitalization days), with 85,839 hospitalized patients, of these patients 16,989 were operated.

Tab. 9. Number of operated patients in general hospitals in the years 2016/2017

Year	
2016	2017
17.766	16.989

Graph. 4. Number of operated patients in general hospitals in the years 2016/2017

PRECLINICAL INSTITUTES

Tab. 10. Preclinical institutes

Pathological anatomy	Number of cases
Biopsy	11.234
Cytology	701
Pap test	5111
Intra-operational	52
HC	11
IHC	2.412
Autopsy	17847
Total services	37.368

Pathological physiology	Number of cases
Control	1.418
Spirometry	2.001
Inhalations	31
Saturation	1.212
Total services	4.662

Physiology	Number of cases
Alergology visit	2.226
Allergic tests	1.121
Vaccine	464
Total	3.811

Tab. 11. Morgue and the Institute of Forensic Psychiatry

Morgue	Number of cases
Receipts	441
Releases	441
Residue	36
Amputation	43
Total	961

Institute of Forensic Psychiatry	Number of cases
Departments	3
Hospitalization days	6.633
Number of beds	36
Number of hospitalized	435
Outpatient visits	257
Dignostic visits	343

Tab. 12. Outpatient visits in the University Clinical Centre of Kosovo

Clinic	Number of visits
Gynecology and Obstetrics Clinic	2.199
Dermato-venerology Clinic	19.839
Abdominal surgery	4.442
Maxillofacial Surgery Clinic	9.238
Orthopedics and Traumatology Clinic	15.470
Thoracic Surgery Clinic	4.680
Gastroenterology Clinic	4.358
Hematology Clinic	3.919
Neonatology Clinic	3.538
Infectious Disease Clinic	23.490
Ophthalmology Clinic	44.974
Nephrology Clinic	2.945
Orthopedic Service	823
Pulmonology Clinic	14.693
Cardiology Clinic	16.300
Pediatric Clinic	47.950
Endocrinology Clinic	9.009
Anesthesiology and Intensive Care Clinic	40.980
ENT Clinic	24.031
Neurology Clinic	12.741
Medical Biochemistry Clinic	-
Nuclear Medicine Service	493
Emergency Clinical Service	43.822
Physiatrist Clinic	7.746
Plastic Surgery Clinic	-
Neurosurgery Clinic	4.712
Urology Clinic	12.098
Oncology Clinic	30410
Cardio-Surgery Clinic	1.757
Psychiatric Clinic	13.226
Radiology Clinic	-
Rheumatology Clinic	5.355
Children Surgery Clinic	11.478
Vascular Surgery Clinic	1.825
Institute of Forensic Psychology	201
Total	438.742

Tab. 13. Outpatient visits to general hospitals in Kosovo

General hospitals	Visits
Vushtrri	29.022
Gjakovë	80.315
Mitrovicë	128.954
Ferizaj	18.765
Gjilan	70.665
Prizren	161.449
Pejë	199.693
Total	688.863

UCCK CLINICS

Tab. 14. Employees at clinics of University Clinical Centre by occupation

Clinics	Total	Doctors			Nurses			Non medical
		In specialisation	Specialists	Total	Midd	Lower	Other	
Gynecology and Obstetrics Clinic	36	-	36	168	130	29	9	41
Dermato-venerology Clinic	20	-	20	61	58	-	3	22
Abdominal surgery	11	-	11	46	40	4	2	11
Maxillofacial Surgery Clinic	11	-	11	42	33	4	5	11
Orthopedics and Traumatology Clinic	13	-	13	53	44	5	4	25
Thoracic Surgery Clinic	15	-	15	46	40	4	2	22
Gastroenterology Clinic	16	-	16	37	35		2	19
Hematology Clinic	18	-	18	44	41	-	3	11
Neonatology Clinic	23	-	23	97	94	-	3	21
Infectious Disease Clinic	12	-	12	41	37	-	4	10
Ophthalmology Clinic	23	-	23	65	59	-	6	21
Nephrology Clinic	18	-	18	39	36	-	3	18
Orthopedic Service	11	-	11	46	42	-	4	9
Pulmonology Clinic	10	-	10	54	47	2	5	13
Cardiology Clinic	36	-	36	51	40	8	3	20
Pediatric Clinic	45	-	45	105	70	29	6	30
Endocrinology Clinic	12	-	12	48	30	14	4	8
Intensive Care Clinic	48	-	48	170	120	45	5	28
ENT Clinic	24	-	24	41	39	-	2	20
Neurology Clinic	12	-	12	42	33	5	4	10
Medical Biochemistry Clinic	17	-	17	31	29	-	2	9
Nuclear Medicine Service	16	-	16	33	30	-	3	7
Emergency Clinical Service	14	-	14	34	21	8	5	15
Physiatrist Clinic	12	-	12	40	38	-	2	10
Plastic Surgery Clinic	14	-	14	38	36	-	2	10
Neurosurgery Clinic	16	-	16	42	39	-	3	12
Urology Clinic	14	-	14	43	39	-	4	13
Oncology Clinic	17	-	17	67	59	3	5	19
Cardio-Surgery Clinic	12	-	12	61	54	-	7	11
Psychiatric Clinic	18	-	18	42	15	20	7	12
Radiology Clinic	14	-	14	27	13	10	4	18
Rheumatology Clinic	14	-	14	37	15	20	2	9
Children Surgery Clinic	19	-	19	32	26	-	6	10
Vascular Surgery Clinic	14	-	14	32	29	-	3	15
Total	625	-	625	1.855	1.511	210	134	540

Tab. 15. Basic activities of UCCK hospital treatment

Clinics	Beds	Hospitalisation days	Number of hospitalized	Number of operated	Diagnostic visits	Special services	Capacity use
Gynecology and Obstetrics Clinic	396	90.073	18.003	5.846	58.273	106.492	62,3
Derma-venorology Clinic	36	8.650	849		9.513	536	65,8
Abdominal surgery	69	16.629	2.645	2.183	2.512	4.090	66
Maxillofacial Surgery Clinic	25	6.952	801	1.115	4.313	5.560	76,2
Orthopedics and Traumatology Clinic	98	15.262	2.489	2.513	3.416	11.781	42,7
Thoracic Surgery Clinic	26	7.673	962	827	177	7.389	81
Gastroenterology Clinic	33	9.763	890	-	5.136	12.783	84,84
Hematology Clinic	31	7.051	597	-	4.749	8.579	66,67
Neonatology Clinic	180	40.053	11.078	-	3.773	-	60,34
Infectious Disease Clinic	126	37.399	3.652	-	8.378	7.224	74,82
Ophthalmology Clinic	49	13.477	3.001	3.186	3.392	7.712	65,3
Surgery Nephrology	91	6.580	505	-	1.668	47.497	19,1
Audiometric Service	-	-	-	-	-	782	-
Pulmonology Clinic	68	23.472	1.741	-	2.846	6.890	93,46
Cardiology Clinic	57	17.736	4.428	-	25.660	4.364	90,99
Pediatric Clinic	151	51.626	7.854	-	5.864	5.115	87,32
Endocrinology Clinic	36	10.422	780	-	30.175	3.322	79,7
Anesthesiology and Intensive Care Clinic	41	12.336	6.387	-	-	18.693	83,14
ENT Clinic	74	32.678	2.678	2.399		6.612	114,31
Neurology Clinic	68	19.596	1.880	-	6.020	2.810	82,82
Medical Biochemistry Clinic	-	-	-	-	-	-	-
Nuclear Medicine Service	-	-	-	-		4.004	-
Emergency Clinical Service	19	-	-		-	-	-
Physiatrist Clinic	14	3.082	164	-	1.870	242.936	76,34
Plastic Surgery Clinic	24	4.279	599	1.393	-	-	54,23
Neurosurgery Clinic	22	6.160	815	538	520	3.779	81,89
Urology Clinic	24	7.559	1.229	1.045	2.517	4.732	75,55
Oncology Clinic	44	-	-	-	-	97.872	-
Cardio Clinic	12	3.036	143	128	468	2.924	51,4
Psychiatric Clinic	68	14.313	800	-	2.271	5.626	52,88
Radiology Clinic	-	-	-	-	209.223	210	-
Rheumatology Clinic	26	7.888	1.093	-	2.930	2.572	73,14
Children Surgery Clinic	37	5.260	1.786	1.302	43	3.938	38,94
Institute of Forensic Psychology	36	10.791	154	-	14	536	-
Vascular Surgery Clinic	24	6.598	1.131	1.045	1.825	6.909	83,33
Total	2.005	496.394	79.134	23.520	397.546	644.269	65,18

Tab. 16. Total number of UCCK services during 2016-2017

Total services at UCCK Clinics						
Comparison	hospitalization days	Number of operated	Outpatient visits	Laboratory services	Other special services (diagnostic)	Total services at UCCK
2016	481.292	22.610	428.234	1.146.209	1.002.173	3.088.151
2017	496.394	23.520	427.898	1.144.220	644.269	1.640.863

In 2017, 496.394 days of treatment (hospitalization days) were performed at the University Clinical Center of Kosovo, out of these 23.520 patients were operated. During this period were performed 644.269 special and diagnostic services, while 1.144.220 laboratory services (parameters) were performed.

Tab. 17. University Dental Clinic Centre of Kosovo

Activities	Visits
Control, check-up	55.691
Services offered	186.580
Activities outside Prishtina	87.867
Patients in clinics	17.945
Total services	348.083

UDCCK provided in total 348.083 specific services in the University Dental Clinic Centre of Kosovo.

Tab. 18. Number of radiological services provided in Kosovo General Hospitals

Radiology services provided in all hospitals in Kosovo							
Institutions	Ct	MRI	Ultrasound	Radiography	Angiography	Mammography	Mobile mammography
Hospital Vushtrri	413	-	702	1.502	-	233	-
Hospital Gjakovë	2.438	-	11.075	12.186	-	-	-
Hospital Mitrovicë	869	-	2.125	2.400	-	64	-
Hospital Ferizaj	-	-	4.696	3.615	-	-	-
Hospital Gjilan	1.587	-	1.979	10.995	-	-	-
Hospital Prizren	2.629	-	7.947	27.073	-	-	-
Hospital Pejë	4.281	-	29.710	24.178	-	-	-
UCCK	20.203	4.971	19.125	150.978	978	12.716	-
NCLM	-	-		3.323	-	-	-
Total	32.420	4.971	77.359	236.250	978	12.716	

Tab. 19. Number of visits to the Department of Cardiology and Nephrology in UCCK

Name	Number of visits
Echocardiography	4.990
Ergometer	1.544
Coronarography	1.114
Stents	768
Permanent pacemaker	44
ICD	3
EKG	19.123
Transesophageal	167
CRT	1
Coronary artery dilatation	51

Based on the figure above, the Cardiology Clinic has realized a total of 1544 ergometers, 4.990 echocardiographs, and 44 permanent pacemakers. 3 ICD, 19.123 ECG and 51 coronary artery dilatation.

Tab. 20. Services from the Professional Mental Health Centers

Services from the Professional Mental Health Centers	Number
Number of patients	62.865
Home visits	7.687
Daily care	26.098
Specialist psychiatric visits	31.789
Occupational therapy, sport, entertainment, etc.	64.290

The professional Mental Health Centers (with 8 units throughout Kosovo) carried out 7,687 household visits, 31,789 specialist psychiatric visits, and provided 64,290 occupational therapy and other services.

Tab. 21. Number of new cases of patients with malignant and benign diseases

Groups of diagnoses	Total	Female	Male
Malignant tumors of the lips, the oral cavity and larynx	117	0	73
Malignant tumors of the digestive organs	470	174	296
Malignant tumors of respiratory and intra-thoracic organs	353	65	288
Malignant tumors of the bone and joints	12	5	7
Melanoma and other malignant neoplasms of skin	433	152	281
Malignant tumors of soft tissues	30	15	15
Malignant breast neoplasm	481	480	1
Malignant tumors of the female reproductive system	262	262	-
Malignant tumors of male genital tract	162	-	162
Malignant tumors of the urinary tract	206	54	152
Malignant tumors of the eye, brain and other parts of central nervous system	90	46	44
Malignant tumors of the thyroid and other endocrine glands	39	30	9
Malignant tumors of non-specified parts	38	15	23
Primary malignant tumors of lymphoid tissue, hematopoietic and related tissue	162	73	89
Malignant primary tumors with different primary localization	-	-	-
Neoplasms in situ	3	2	1
Benign tumors	11	4	7
Unspecified and non-recognized neoplasms	4	2	2
Non-codified	29	17	12
Total	2.902	1.440	1.462

Tab. 22. Number of new cases of malignant and benign diseases by age group

Age group	Total	Female	Male
0-4	19	5	14
5-9	9	5	4
10-14	14	7	7
15-19	17	7	10
20-24	19	7	12
25-29	38	19	19
30-34	54	31	23
35-39	85	69	16
40-44	164	114	50
45-49	212	160	52
50-54	243	146	97
55-59	382	202	180
60-64	427	170	257
65-69	389	172	217
70-74	362	148	214
75-79	216	67	149
80+	173	62	111
Unknown	79	49	30
Total	2.902	1.440	1.462

Tab. 23 Number of cases treated with malignant and benign diseases by diagnosis groups

All cases malignant diagnoses	Female	Male	Total
Malignant tumors of the lips, the oral cavity and larynx	61	91	152
Malignant tumors of the digestive organs	303	437	740
Malignant tumors of respiratory and intra-thoracic organs	99	422	521
Malignant tumors of the bone and joints	13	13	26
Melanoma and other malignant neoplasms of skin	190	365	555
Malignant tumors of soft tissues	23	23	46
Malignant breast neoplasm	1055	6	1061
Malignant tumors of the female reproductive system	440	-	440
Malignant tumors of male genital tract	-	233	233
Malignant tumors of the urinary tract	75	197	272
Malignant tumors of the eye, brain and other parts of central nervous system	94	85	179
Malignant tumors of the thyroid and other endocrine glands	41	17	58
Malignant tumors of non-specified parts	19	31	50
Primary malignant tumors of lymphoid tissue, hematopoietic and related tissue	142	142	284
Malignant primary tumors with different primary localization	-	-	-
Neoplasms in situ	6	5	11
Benign tumors	12	13	25
Unspecified and non-recognized neoplasms	7	5	12
Non-codified	36	28	64
Total	2.616	2.113	4.729

Tab. 24. New cases of malignant diseases in the municipalities in Kosovo

Municipality	Number of persons
Deçan	46
Dragash	22
Glllogovc	90
Ferizaj	190
Fushë Kosovë	67
Gjakovë	159
Gjilan	157
Graqanicë	2
Hani i Elezit	15
Istog	65
Junik	2
Kaqanik	37
Kamenicë	29
Klinë	55
Lipjan	87
Malishevë	86
Mamushë	3
Mitrovicë	132
Novoberdë	7
Obiliq	32
Pejë	187
Podujevë	130
Prishtinë	459
Prizren	217
Rahovec	76
Shterpce	3
Shtime	42
Skenderaj	77
Suharekë	79
Viti	51
Vushtrri	118
Outside Kosovo	11
Unknown	169
Total	2.902

Tab. 25. Cases identified with malignant diseases reported by health institutions

Visits and services	Total	Percentage (%)
Family Medicine Centers	522	17,4
Regional hospitals	534	8.1
UCCK institutes	1.350	54.1
Private hospitals	496	20,4
Total	2.902	100

Tab. 26. Number of persons treated with malignant diseases in 2012-2017

Diagnoses	Year					
	2012	2013	2014	2015	2016	2017
Malignant tumors of the lips, the oral cavity and larynx	38	15	72	73	53	117
Malignant tumors of the digestive organs	197	177	398	376	363	470
Malignant tumors of respiratory and intra-thoracic organs	212	173	421	319	316	353
Malignant tumors of the bone and joints	3	3	15	6	11	12
Melanoma and other malignant neoplasms of skin	383	282	670	464	614	433
Malignant tumors of soft tissues	4	7	22	14	13	30
Malignant breast neoplasm	207	224	443	439	380	481
Malignant tumors of the female reproductive system	73	103	225	222	225	262
Malignant tumors of male genital tract	48	50	149	126	132	162
Malignant tumors of the urinary tract	88	59	189	143	160	206
Malignant tumors of the eye, brain and other parts of central nervous system	43	93	143	125	70	90
Malignant tumors of the thyroid and other endocrine glands	29	15	42	21	19	39
Malignant tumors of non-specified parts	5	-	19	5	25	38
Primary malignant tumors of lymphoid tissue, hematopoietic and related tissue	39	105	93	22	84	162
Malignant primary tumors with different primary localization	-	-	-	-	-	-
Neoplasms in situ	-	3	3	3	1	3
Benign tumors	14	7	14	7	5	11
Unspecified and non-recognized neoplasms	6	7	21	2	6	4
Non-codified	199	160	50	102	37	29
Total	1.588	1.483	2.989	2469	2514	2902

Tab.27. Laboratory services

Name of institution	Laboratory services	
	Number of patients	Tests conducted
Hospital Vushtrri	4.745	37.140
Hospital Gjakovë	18.546	101.356
Hospital Mitrovicë	10.475	51.948
Hospital Ferizaj	16.363	65.771
Hospital Gjilan	22.564	172.915
Hospital Prizren	46.467	662.634
Hospital Pejë	16.628	372.461
CUU	314.461	855.675
Labor medicine Gjakovë	8.235	112.460
Total	458.484	2.432.360

Tab. 28. Number of dialysis performed at UCCK and Kosovo general hospitals

Hospital	Number of dialysis in 2015	Number of dialysis in 2016	Number of dialysis in 2017
Hospital Vushtrri	-	-	-
Hospital Gjakovë	9.682	10.669	10.198
Hospital Mitrovicë	10.840	10.905	10.855
Hospital Ferizaj	7.735	8.551	10.509
Hospital Gjilan	7.349	8.331	8.628
Hospital Prizren	26.426	28.056	30.468
Hospital Pejë	12.749	14.090	13.995
UCCK	34.224	37.404	39.180
Total	109.005	118.006	123.833

Tab. 29. Number of births in general hospitals and UCCK Gynecology Clinic

Name of institution	Number of births	Number of births with surgery	Number of children born
Hospital Vushtrri	466	50	468
Hospital Gjakovë	2.059	632	2.093
Hospital Mitrovicë	1.504	363	1.510
Hospital Ferizaj	1.485	205	1.489
Hospital Gjilan	1.768	381	1.810
Hospital Prizren	3.521	984	3.550
Hospital Pejë	2.065	677	2.087
UCCK	10.161	3.381	10.328
Total	23.029	6.673	233.335

Tab. 30. Number of births in general hospitals and UCCK Gynecology Clinic by year

Name of institution	Number of births in 2015	Number of births in 2016	Number of births in 2017
Hospital Vushtrri	267	205	468
Hospital Gjakovë	2.009	2.116	2.093
Hospital Mitrovicë	1.613	1.607	1.510
Hospital Ferizaj	1.600	1.644	1.489
Hospital Gjilan	1.760	1.852	1.810
Hospital Prizren	3.736	3.619	3.550
Hospital Pejë	2.178	2.171	2.087
UCCK	9.641	10.047	10.328
Total	22.804	23.261	233.335

Tab. 31. Number of patients with TB in Kosovo in 2017

Municipality	Number of patients
Deçan	6
Dragash	6
Ferizaj	75
Fushë Kosovë	29
Gjakovë	8
Gjilan	15
Drenas	21
Istog	24
Kaçanik	14
Hani i Elezit	0
Kamenicë	12
Klinë	14
Lipjan	61
Malishevë	27
Mitrovicë	27
Novo Bërda	1
Obiliq	9
Pejë	44
Junik	1
Podujevë	44
Prishtinë	106
Prizren	36
Rahovec	18
Shtime	20
Skenderaj	18
Suharekë	24
Mamushë	0
Viti	19
Shtërpçë	1
Vushtrri	42
Graçanicë	0
Leposaviq	0
Zubin Potok	0
Total	722

Tab. 32. Cases of contagious diseases in Kosovo by municipality

Municipality	ITPR & ARI	SARI	Seasonal influenza					Acute diarrhea	Varicella	Total
			ILI	A H1N1	A H3N2	A (undefined)	Influenza B			
Deçan	50	-	713	-	-	-	-	938	70	1.771
Dragash	1.011	6	5.163	-	-	-	-	8.059	884	15.123
Ferizaj	654	3	3.351	-	-	-	-	6.055	563	10.626
Fushë Kosovë	299	2	965	-	-	-	-	1.706	277	3.249
Gjakovë	317	-	896	-	-	-	-	3.662	236	5.111
Gjilani	877	-	914	-	-	-	-	3.718	606	6.005
Drenas	43	4	989	-	-	-	-	2.173	185	3.394
Istog	121		4.037	-	-	-	-	5.143	74	9.375
Kaçanik	164	1	2.256	-	-	-	-	1.841	162	4.424
Hani i elezit	-	-		-	-	-	-			
Kamenicë	120	1	2.479	-	-	-	-	2.226	178	5.004
Klinë	188		292	-	-	-	-	1.747	212	2.439
Lipjan	272	1	703	-	-	-	-	2.842	304	4.122
Malishevë	114	5	454	-	-	-	-	1.562	32	2.167
Mitrovice	483	3	993	-	-	-	-	6.890	472	8.841
Novo Bërda	1	-	77	-	-	-	-	100	8	186
Obiliq	476		459	-	-	-	-	1.668	132	2.735
Pejë	248		1.353	-	-	-	-	4.067	340	6.008
Junik	3		583	-	-	-	-	1.074	23	1.683
Podujevë	788	2	6.789	-	-	-	-	3.716	392	11.687
Prishtinë	6.250	19	10.039	-	-	-	-	18.016	1.542	35.866
Prizren	69	47	2.319	-	-	-	-	2.102	258	4.795
Rahovec	102	10	963	-	-	-	-	1.707	210	2.992
Shtime	335	2	1.523	-	-	-	-	1.339	288	3.487
Skenderaj	9	2	991	-	-	-	-	1.366	165	2.533
Suharekë	467	6	1.219	-	-	-	-	1.660	158	3.510
Mamushë				-	-	-	-			
Viti	12		741	-	-	-	-	3.898	177	4.828
Shtërpce	-	-		-	-	-	-	2.037	204	2.622
Vushtrri	135	3	243	-	-	-	-			
Graçanicë		-		-	-	-	-			
Leposaviq	-	-		-	-	-	-			
Zubin Potok	-	-		-	-	-	-			
Total	13.608	115	51.504	-	0	0	0	91.312	8.152	164.583

Tab.33 Type of contagious diseases and their symptoms in Kosovo in 2016 and 2017

Diseases	2016		2017	
	Cases	Over/100 000	Cases	Over/100 000
ITPR - Pneumonia / ARI	13.897	761	13.608	745
*Sari (severe acute respiratory infections)	217	12	117	6
Seasonal Influenza	85.017	4.653	51.504	22.819
Acute diarrhea	76.386	4.180	91.312	4.997
Varicella (chickenpox)	8.075	442	8.152	446
Acute Bloody Diarrhea	29	2	35	2
Sneezing syndrome	152	8	149	8
St. post ictus ixodes	60	3	0	0
EHKK	1	0	0	0
EHSV	4	0	6	0
West Nile virus	0	0	2	0
Leptospirosis	4	0	2	0
Leishmaniasis	2	0	0	0
Malaria	1	0	0	0
Legionellosis	0	0	1	0
Periodic fever syndrome	14	1	1	0
Mumps	0	0	538	29
Pertussis	24	1	32	2
Epidemic parotitis	184	10	120	7
**TB	717	39	721	39
Intoxicatio alimentaris	2.132	117	2.278	125
Acute jaundice A	124	7	115	6
Jaundice B	59	3	83	5
Jaundice C	21	1	3	0
Fulminant jaundice	3	0	3	0
Typhus abdominalis	11	1	2	0
Sallmonelosis	66	4	109	6
Rota virus	156	9	169	9
E.coli patogjne	36	2	39	2
Campylobacter			1	0
Tularemia	27	1	36	2
Lymphade nitis ac.	106	6	240	13
Leptospirosis	3	0	4	0
Brucellosis	26	1	32	2
Q fever	2	0	1	0
Tetanus	1	0	0	0
Echinoccocosis	0	0	1	0
Toxoplas mosis	10	1	3	0
Vulnus morsum viperi	45	2	31	2
Vulnus morsum cani	1	0	0	0
IST			612	34
Contagious diseases	539	29	656	36
Total	188.152	10.258	170.718	9.304

Tab. 34. Sexually Transmitted Diseases in Kosovo

Diagnosis	Number of cases
Ano-genital Condylomatosis	235
Candida	8
Gardnerella	161
Neisseria gonorrhea	37
Trihomonas vaginalis	10
Ureaplasma urealiticum	7
Chlamydia trachomatis	110
Uretrit gonokoksik	30
Genital herpes	2
Molluscum contagiosum	10
Balanitis	2
Total	612

Tab. 35. HIV / AIDS progress in Kosovo during 1986 - 2017

HIV/AIDS during 1986 - 2017		
AIDS	HIV	Total
46	114	160

So far (from 1986 to 2017) a total of 160 cases have been registered. Of these cases, 46 are with AIDS and 114 with HIV*.

In 2017, 4 cases were reported with AIDS without deaths. All four cases belong to the male gender and age group 30 years. The transmission route in four cases is heterosexual.

Tab. 36 Rate of inclusion with regular vaccines in Kosovo in 2017

Anti genes	Inclusion %
BCG / Hepatiti 0	98
IPV1	100
IPV2	100
IPV3	100
DPT1/HIB1/HepB1	100
DPT2/HIB2/HepB2	100
DPT3/HIB3/HepB3	100
MMR	100
OPVr	100
DPTr	100
DT	98
OPVr	97
MMRr	99
Td	98
OPVr	97
Td	93

Tab. 37. Cases of deaths from contagious diseases

Diagnosis	Deaths
Purulent meningoenkephalitis	3
TBC meningoenkephalitis	2
Ac meningoenkephalitis. Chronic diseases	2
Meningitis acuta WNV	1
Meningitis purulent	2
Morbilli&Infiltratio pulmo	3
Hepatitis fulminante	2
Influenza A: H1N1 and H3	1
Gastroenterocolitis ac.	1
Bronchopneumonia (dg. Redirects)	3
Infiltration Pulmo / SARI (dg. Redirects)	9
Tetanus	9
EHSV	1
TBC pulmonum	1
Sepsis (dg. Redirects)	28
Total	68

The total number of reported cases of contagious deaths is 68. Of these cases, the highest number of fatal outcome is from: Pulmonary Infiltrates and Bronchopneumonia with 9 cases (all cases with other chronic diseases), Sepsis (18), Meningeal Syndrome with Different etiologies (11), Morbilli (3), and Influenza A.

HEALTH BUDGET

Tab. 38. Budget execution in UCHSK, 2014 - 2017

Expenditures	Budget in 2014	Budget in 2015	Budget in 2016	Budget in 2017
Wages and salaries	40.101.735,00	50.753.536,00	51.752.527,00	50.914.864,00
Goods and Services	11.602.714,00	10.675.996,00	10.793.255,00	10.975.909,00
Utilities	3.695.644,00	3.591.416,00	3,391,416,00	3.591.416,00
Capital budget	9.785.000,00	6.425.000,00	3.709.740,00	5.232.378,00
Medicines and consumable materials	15.482.557,90	15.300.387,00	14.997.900,00	14.997.900,00
Total	80.667.650,90	86.746.335,00	81.253.422,00	85.712.467,00

In 2017 it has increased by 5.5%. At capital expenditures we have an increase in monetary value from 3.7 million to 5.2 million euros.

Tab. 39. Budget of the Ministry of Health (from the Central level)

Budget of the Ministry of Health with departments	Amount
Total by economic categories	53.524.045.00
Wages and salaries	9.589.819.97
Goods and Services	26.275.872.03
Municipal utilities	230.548.00
Non-financial assets	10.414.000.00
Subsidies and transfers	7.013.805.00
Financing from borrowing	2.245.773.00
Total MoH according to source funds	55.949.060.00

Tab. 40. Licensed private hospitals and activity of private hospitals

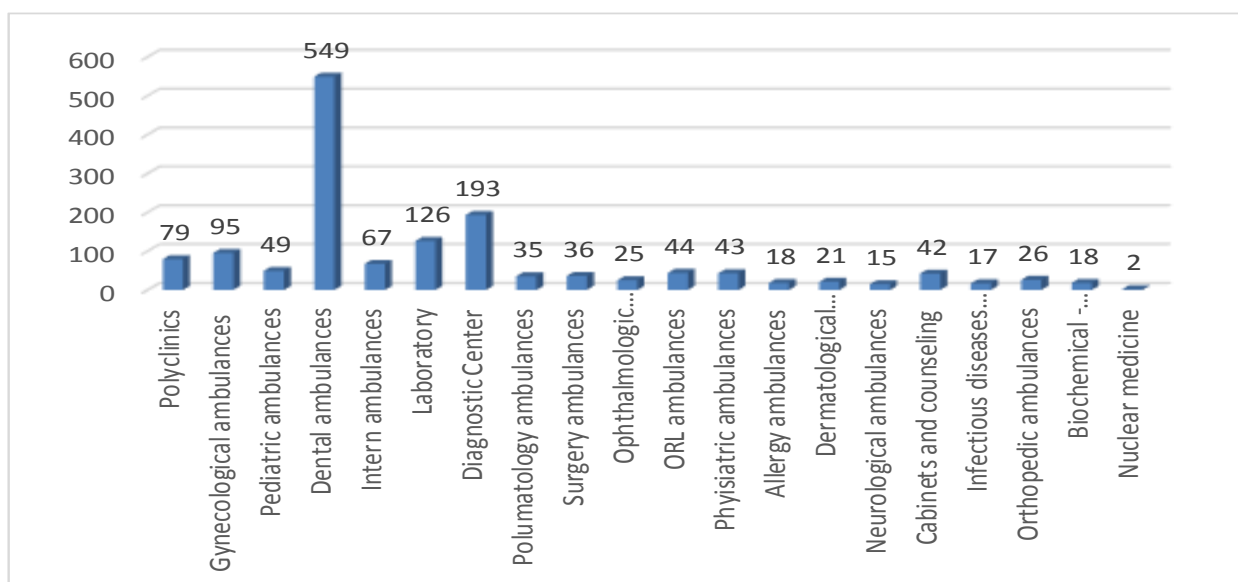
Type of hospital	Nr. of hospitals	Number of doctors specialists	Number of nurses	Number of beds
General hospitals	5	99	168	106
Special hospitals for ophthalmology	2	12	24	20
Special hospitals for cardiovascular disease	2	10	18	20
Special hospital for gynecology, infertility and endocrinology	6	50	104	66
Special general rehabilitation hospitals	2	18	28	50
Special hospitals for Urology	1	4	8	10
Special hospital for Orthopedics	2	19	32	24
Special hospitals for Surgery	3	26	52	38
Total	23	238	434	334

Tab. 41. Number of licensed polyclinics and ambulances in Kosovo

Health institutions	Total
Polyclinics	79
Gynecological ambulances	95
Pediatric ambulances	49
Dental ambulances	549
Intern ambulances	67
Laboratory	126
Diagnostic Center	193
Pulmatology ambulances	35
Surgery ambulances	36
Ophthalmologic ambulances	25
ORL ambulances	44
Physiatric ambulances	43
Allergy ambulances	18
Dermatological ambulances	21
Neurological ambulances	15
Cabinets and counseling	42
Infectious diseases ambulances	17
Orthopedic ambulances	26
Biochemical - haematological laboratory	18
Nuclear medicine	2
Total	1.500

The number of licensed private institutions has reached 1,523, out of which 23 are hospitals and 1,500 specialized ambulances or outpatient clinics.

Graf. 5. Licensed private health institutions



Tab. 42. Gross Premium written by insurance

Y E A R	Written gross premiums	
	Number of policies	Amount in EURO
Year 2013	120.103	8.807.943
Year 2014	105.319	8.613.668
Year 2015	39.678	13.378.121
Year 2016	138.677	16.292.554
Year 2017	127.024	16.996.000

Kosovo Agency of Statistics

short description

Kosovo Agency of Statistics is a professional institution which deals with collection, processing and publication of official statistical data. As such acts since 1948 and has passed through several historical stages, structured according to state regulation of those times.

On 2 August 1999, the Agency has resumed his professional work (after nine years of interruption of all statistical series detrimental to the interest of Kosovo), as an independent institution under the Ministry of Public Administration. Since 12.12.2011 the Agency operates in the frames of the Prime Minister's Office. Office is funded by the Kosovo Consolidated Budget, but also by donors for specific projects and for technical professional support.

Kosovo Agency of Statistics acts according to the Law No. 04/L-036 which entered into force on 12.12.2011. Programme of Official Statistics 2013/2017 is in implementation for the development of statistical system in correlation with the European Union statistics (EUROSTAT).

Kosovo Agency of Statistics has this organizational structure: production departments; (Department of Economic statistics and National Accounts, Department of Agriculture and Environment statistics and Department of Social statistics. **Support Departments**; Department of Methodology and Information Technology, Department of Policy Planning, Coordination and Communication, Department of Census and survey and Department of Administration. **Within the Agency are also established Regional Offices**; Gjakove, Gjilan, Mitrovica, Peja, Prizren, Pristina and Ferizaj

Number of employees and budget are still limited. In KAS are employed in total 143 workers, of whom 98 (68,58 %) at the headquarters of the Agency, while in the Regional Offices, 45 (31,5%). Agency's educational qualifying structure is as follows: 61,7% with university education, 15,4% with non-tertiary education, and 17.5% with secondary education.

We have professional and technical cooperation with all Ministries of the Government of Kosovo, especially with the Ministry of Economy and Finance, Central Bank of Kosovo, with international institutions, EUROSTAT, International Monetary Fund, World Bank, Sweden's SIDA, DFID, UNFPA, UNDP, UNVEF, and with the statistical institutions of the countries in the region.

Kosovo Agency of Statistics almost completely covers the territory of Kosovo, based on the statistical structure of the enumeration areas as the basic unit and sole in the country from which it gets first hand information. All surveys conducted in the field use the extension of the samples in these enumeration areas but also a statistical methodology according to international recommendations. During the collection of statistical data and reports from reporting entities are involved professionals, technicians, administrators, servants of the country offices, field enumerators from regional offices, etc.

In 2011, the project of Population Census , Households and Dwellings was successfully implemented, and in 2014 was successfully carried out the Agriculture Census. The result obtained from these censuses will have an important role in the development policies.

The mission of the Agency; to meet the needs of users with qualitative statistical data, objective, in time and space so that users have reliable base to conduct regular analysis in the interest of planning and project development at the municipal and country level. To support government institutions, scientific institutes, research academies, businesses in order to provide proper information for decision-makers and other users in Kosovo.

- **Address:** KOSOVO AGENCY OF STATISTICS
Street. "Zenel Salihu", No. 4, 10000 Pristina
- **Telephone:** +381 (0) 38 200 31 129
CEO: +381 (0) 38 200 31 112
- **Fax::** +381 (0) 38 235 033
- **E-mail:** infoask@rks-gov.net
- **Web:** <http://ask.rks-gov.net>